



# KONE ELEVATORS FOR RESIDENTIAL BUILDINGS

# YOUR TRUSTED ELEVATOR PARTNER FOR RESIDENTIAL BUILDINGS

With over 100 years of experience in the elevator and escalator business, KONE is your trusted partner dedicated to ensuring smooth People Flow® in your building. We revolutionized the industry in 1996 with the world's first machine room-less elevator – the KONE MonoSpace® – and the energy-efficient KONE EcoDisc® hoisting machine. Our proven track record, including half a million KONE EcoDisc installations worldwide, speaks for itself.

We have listened to our customers and carefully analyzed each and every part of our industry-leading elevator solution, and renewed it from top to bottom. Everything we did best, we've made even better.



## 3 REASONS TO CHOOSE KONE

### 1 EXCELLENT ECO-EFFICIENCY THAT CUTS THE CARBON FOOTPRINT OF YOUR BUILDING

- Constant improvement of elevator energy efficiency with the KONE EcoDisc, centralized hoisting, and advanced standby solutions.
- A-class energy classification





## A STRONG TRACK RECORD

- 9 out of 10 KONE customers recommend us as a partner
- More than 100 years of experience in the elevator industry
- Over 800,000 KONE EcoDisc installations worldwide
- Over one million elevators and escalators in service
- 55,000 dedicated experts worldwide

## 2 SMOOTH RIDE-COMFORT FOR THE BEST POSSIBLE PASSENGER EXPERIENCE

**Quality guaranteed** through ride-comfort testing of all elevators before handover – a service unique to KONE

**Quiet and smooth operation**, and accurate leveling enabled by:

- The renewed KONE EcoDisc hoisting machine, brakes, and centralized hoisting
- An improved car structure and sound-isolated guide shoes

## 3 AWARD-WINNING DESIGN THAT HELPS YOUR BUILDING STAND OUT

**Easy selection of car interiors** from a collection of functional and visually appealing designs created by KONE's award-winning design professionals

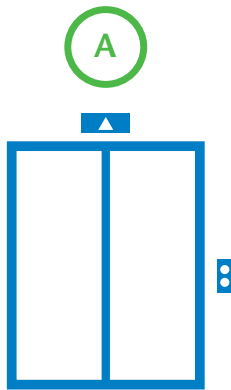
**The industry's most flexible and versatile offering**, with over 100 materials and accessories, offering millions of possible combinations

**The most innovative materials and lighting solutions**

# EXCELLENT ECO-EFFICIENCY

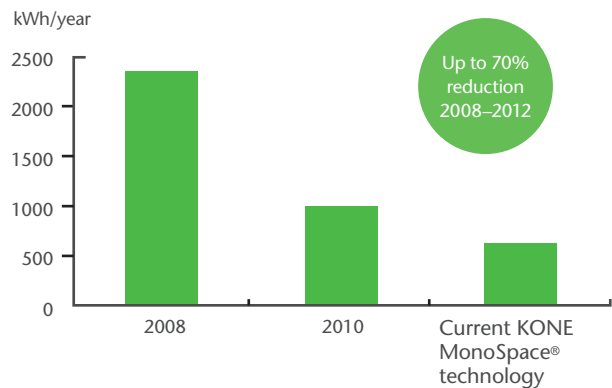
## THAT CUTS YOUR BUILDING'S CARBON FOOTPRINT

At KONE we have always been renowned for our revolutionary eco-efficient technology. KONE has constantly improved the energy efficiency of its elevators – up to 70% since 2008.



- The Our reference elevators were the first in the industry to receive an A-class energy rating according to the VDI 4707 guideline.
- KONE was the first company to announce the A-class energy efficiency certification according to ISO 25745-2 for its customer reference cases.
- Installing an eco-efficient KONE elevator solution can also help in achieving green building accreditations such as LEED or BREEAM certification.

### KONE elevator's energy consumption



The basis for the calculation is an elevator speed of 1 m/s, a load of 630 kg, 150,000 starts/year, a travel height of 9 m and 4 floors

### SAVE ENERGY, SAVE SPACE

As well offering excellent energy efficiency, because the renewed KONE MonoSpace is now even more compact it also helps you save valuable space.

- The highly compact elevator equipment – including the KONE EcoDisc hoisting machine and other mechanical structures – now requires even less height and width in the shaft.
- This frees up valuable floor space or allows for a more spacious, higher-capacity car.
- When replacing an existing elevator, the new KONE MonoSpace eliminates the need for a machine room and maximizes elevator capacity within the existing shaft dimensions.

## 1 More efficient hoisting machinery

The completely renewed KONE EcoDisc® hoisting motor and highly efficient drive system delivers even better energy efficiency, helping to reduce both operating costs and your building's carbon footprint.

## 2 Eco-efficient regenerative drive

Our latest regenerative drive recycles energy for immediate reuse within the building and cuts consumption by up to 20%.

## 3 Long-lasting LED lighting

As well as being up to 80% more efficient than halogen lighting, LED lighting also lasts up to 10 times longer.

## 4 More advanced standby solutions

Upgraded standby solutions power down the equipment when it is not in use, providing substantial energy savings.



U.S. based business magazine Forbes has ranked KONE the 56<sup>th</sup> most innovative company in the world. KONE is the only elevator and escalator company featured on Forbes' list this year.

# SMOOTH RIDE COMFORT

FOR THE BEST POSSIBLE PASSENGER EXPERIENCE

Every aspect of the upgraded KONE MonoSpace® is designed to add real value to your building and maximize comfort, safety, and convenience for passengers. The renewed KONE EcoDisc® hoisting machine is complemented by a wide range of other upgrades that are designed to deliver industry-leading ride comfort year after year.

## 1 Renewed machinery and brakes

- The new, highly reliable motor control system further improves ride comfort, with smooth acceleration and deceleration, and highly accurate car leveling.
- The renewed braking system ensures a comfortable, safe, quiet ride, while also minimizing noise transfer to the surrounding areas.
- The new brake test functionality automatically checks brake condition daily. This helps to further improve safety and reliability.

## 2 Redesigned hoisting system for minimized vibration and noise

- Centralized, low-friction hoisting cuts noise and vibration, improving comfort for passengers and minimizing disturbance to the surrounding areas.

## 3 Improved car structure for a more comfortable ride

- The rigid structure and noise isolation of the renewed elevator car ensure a smooth and comfortable ride.
- New isolated guide shoes, constructed using low-noise sliding material, further help to reduce noise.

### ALL ELEVATORS TESTED FOR RIDE COMFORT – A SERVICE UNIQUE TO KONE

- KONE provides a comprehensive ride comfort testing service as standard for all its elevator installations.
- Your elevator will not be handed over for use before it passes this test, which measures noise and vibration levels inside the car.
- This thorough quality and reliability testing prior to handover further reduces the need for unplanned maintenance callouts.





# AWARD-WINNING DESIGN

THAT HELPS YOUR BUILDING STAND OUT

## WHAT SETS KONE DESIGN APART

### 1 Easy selection of car interiors

A collection of 52 functional and visually appealing designs created by KONE's award-winning design professionals.

### 2 The most flexible and versatile offering

100 different materials and accessories that can be combined freely and used in all elevator products, for both new buildings and modernization projects.

### 3 The most innovative materials

The combination of unique textured, patterned, and 3D-effect wall materials with novel lighting solutions creates a stunning visual effect.

### 4 Award-winning design

KONE's elevator and signalization design concepts have received both Red Dot and Good Design awards.





## KONE DESIGN COLLECTION

When you're designing a building that people will call home, the elevator you choose should complement your building's look and feel, create a lasting impression on passengers, and make your building attractive to potential residents. Your elevator also needs to be functional – it should be accessible for all, well lit, user-friendly, easy to clean, and resistant to wear and tear.

The new KONE Design Collection – created by our award-winning design team – offers you a versatile set of contemporary, themed interiors to choose from.

You can also create your own unique look and feel by mixing and matching our wide range of materials and accessories.

For more design inspiration take a look at the complete KONE Design Collection and use the KONE Car Designer tool together with a KONE sales representative.



reddot design award  
winner 2012

2 Good Design awards  
4 Red Dot design awards

## ACCESSORIES DESIGNED TO IMPROVE USER EXPERIENCE IN RESIDENTIAL BUILDINGS

Our wide range of signalizations are designed to give passengers a great elevator experience with every trip. As well as adding the finishing touches to your elevator's interior, they make using the elevator even easier and more convenient for passengers.


1. Car operating panel with memorable animal patterns to help children find their floor.
2. Designed for senior housing, this car operating panel uses clear, highly visible numbers.
3. Our new KSS 280 signalization series for residential buildings is durable and easy to use.
4. KONE InfoScreen makes it easy to communicate important building information to residents.



1.



2.



3.



4.

# SUPPORTING YOU EVERY STEP OF THE WAY

Choose a partner with over a century of experience in delivering pioneering elevator solutions. Get expert advice from professionals and enjoy the peace of mind that comes with comprehensive support. KONE is with you every step of the way – from planning and design through installation and maintenance to modernization – for the entire life cycle of your building.



## 1 Expert design and planning services

- Expert planning advice helps you specify the optimal elevator solution for your building requirements.
- Easy-to-use online design tools save you time and effort during the design process by allowing you to create CAD drawings, 3D BIM models, and custom car interiors.
- Energy consumption calculations for every individual elevator solution.

## 2 Safe and efficient installation

- Highly efficient scaffoldless installation methods and a simple building interface result in considerable cost savings for our customers and minimize disruptions to other construction work.
- Strict quality criteria for each phase of installation ensuring “first time right every time”.
- Continuous training, site audits, installation safety passports, and proven methods ensure maximum site safety.
- Eco-efficient installation processes maximize waste recycling and minimize the use of solvents.

## 3 Quality assurance at hand over and professional maintenance

- We are the only company to provide in-depth ride quality testing of each elevator before handover.
- Our elevators are known for their reliability, and have an average availability rate of 99%.
- Our global spares center stocks over 150,000 parts and offers 24-hour delivery for the most commonly requested parts.
- Preventive KONE Care™ maintenance solutions – including a comprehensive online service-reporting system – make it easier to monitor and budget for elevators, escalators and doors maintenance.



# WORLD-CLASS DESIGN TOOLS

Take advantage of our easy-to-use tools for planning your elevators and designing a car that will fit your building's look and feel perfectly.

## KONE Elevator Toolbox – now including BIM models

- With the KONE Elevator Toolbox you can create a detailed elevator specification online and create customized CAD drawings for preliminary planning.
- KONE Building Information Modeling (BIM) models make it easier and quicker for architects to prepare digital elevator designs. Included in the elevator toolbox, these models are compatible with most common project documentation systems and include the latest KONE elevator specifications. Once your elevator design is ready, you can send the specifications direct to a KONE sales representative ready for tendering or ordering.

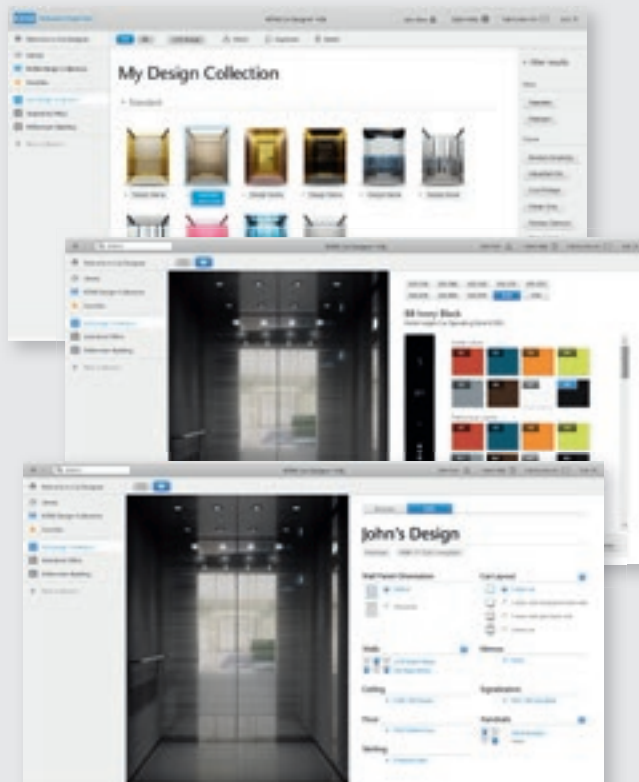
[www.kone.XX/XXXX](http://www.kone.XX/XXXX)



## KONE Car Designer – now including new designs, materials, and accessories

- Create your own virtual elevator interior design online or together with a KONE sales representative with the KONE Car Designer.
- Choose a theme from the KONE Design Collection, or mix and match your choice of materials, lighting, and accessories to create a totally new look.
- Save your design as a printable PDF and send a link to a colleague or to a KONE sales representative.

[www.kone.XX/XXXX](http://www.kone.XX/XXXX)





# NO COMPROMISES ON SAFETY

When you choose KONE, you choose peace of mind. Safety is the starting point for every KONE solution, and all our solutions include the latest innovations in safety technology as standard.

Our KONE MonoSpace® elevator solution includes a wide range of features that are designed to both maximize safety for passengers and make it easy for you to inspect the condition of your equipment to ensure that it operates safely at all times.





- Daily **automatic brake testing**
- **Proven rope technology** that is easy to inspect
- A curtain of light to ensure **safe entry and exit**
- **Accurate landing** that eliminates risk of tripping
- A door opening button for **door control** when the elevator is stopped
- A 2-way communication system for **instant, 24/7 contact with KONE Customer Care Center** in case of emergency

KONE also demonstrates its strong commitment to safety by working closely with the people who rely on our products to provide a safe, comfortable experience in their daily lives. Our safety events and communication material give people the opportunity to familiarize themselves with how elevators operate and how to use an elevator safely.



KONE provides innovative and eco-efficient solutions for elevators, escalators, automatic building doors and the systems that integrate them with today's intelligent buildings.

We support our customers every step of the way: from design, manufacturing and installation to maintenance and modernization. KONE is a global leader in managing the smooth flow of people and goods throughout buildings.

This makes us a reliable partner throughout the life cycle of buildings. We are fast, flexible, and we have a well-deserved reputation as a technology leader, with such innovations as KONE MonoSpace®, KONE NanoSpace™ and KONE UltraRope®.

KONE employs over 55,000 dedicated experts to serve you globally and locally.

## KONE CORPORATION

### Head office

Kartanontie 1  
P.O. Box 8  
FI-00331 Helsinki  
Finland  
Tel. +358 (0)204 751

### Corporate offices

Keilasatama 3  
P.O. Box 7  
FI-02151 Espoo  
Finland  
Tel. +358 (0)204 751

[www.kone.com](http://www.kone.com)